

**Drilling Angles shown are for 5" PAP – Adjust for other PAPs**

<b>Rattler Drilling Chart</b>							
	<b>Layout</b>	<b>Layout Specs</b>	<b>Low RG</b>	<b>Int Diff</b>	<b>Total Diff</b>	<b>Performance Differential</b>	<b>RG PAP</b>
	<b>Undrilled</b>	-	2.480	0.000	0.035	0.035	
<b>A</b>	<b>Maximum Flip</b>	<b>Pin Over 70° x 3-1/2" x 20°</b>		0.016	0.043	0.046	2.498
<b>B</b>	<b>Most Versatile</b>	<b>Pin Over 75° x 4" x 30°</b>		0.015	0.039	0.042	2.501
<b>C</b>	<b>Smoother Motion</b>	<b>Pin Over 80° x 4-1/2" x 40°</b>		0.012	0.033	0.035	2.503
<b>D</b>	<b>Smaller Hook</b>	<b>Pin Besides 90° x 2 1/4" x 45°</b>		0.007	0.029	0.030	2.488

This chart uses a 5" horizontal axis co-ordinate. Adjust the drilling angle for other horizontal co-ordinates. Always use the pin to PAP distance and VAL angle to get the desire ball motion.

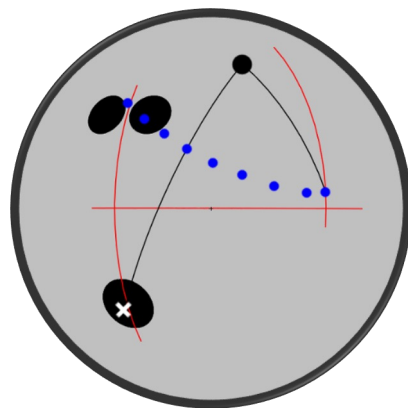
*“Performance Differential” is a term used to accurately describe the track flare of a ball. The TRUE amount of track flare of a drilled ball is related to both the intermediate and total differential of the drilled ball. The “Performance Differential” of the drilled ball measures the relationship between the intermediate and total differential to give an accurate measure of the amount of track flare in the drilled ball.*

**RADICALBOWLING.COM**

## Suggested Layouts for Symmetric Cores

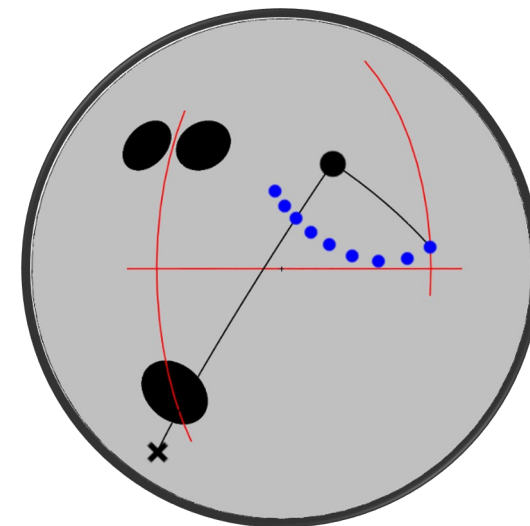
### A – Maximum Flip

**Pin Over**  
**70° x 3½" x 20°**



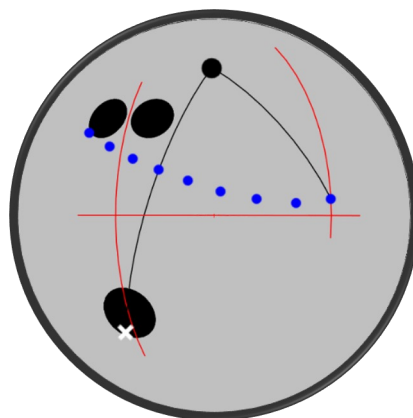
### D – Smaller Hook

**Pin Under**  
**90° x 2¼" x 45°**



### B – Most Versatile

**Pin Over**  
**75° x 4" x 30°**



### C – Smoother Motion

**Pin Over**  
**85° x 4-1/2" x 40°**

