

Drilling Angles shown are for 5" PAP – Adjust for other PAPs

Crypto Drilling Chart							
	Layout	Layout Specs	Low RG	Int Diff	Total Diff	Performance Differential	RG PAP
	Undrilled	-	2.481	0.000	0.046	0.046	
A	Maximum Flip	Pin Over 70° x 3-1/2" x 20°		0.011	0.054	0.055	2.504
B	Most Versatile	Pin Over 75° x 4" x 30°		0.010	0.050	0.051	2.509
C	Smoother Motion	Pin Over 80° x 4-1/2" x 40°		0.008	0.044	0.045	2.514
D	Smaller Hook	Pin Besides 90° x 2 1/4" x 45°		0.006	0.039	0.039	2.491

This chart uses a 5" horizontal axis co-ordinate. Adjust the drilling angle for other horizontal co-ordinates. Always use the pin to PAP distance and VAL angle to get the desire ball motion.

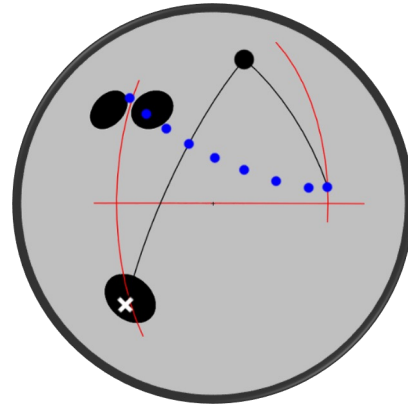
"Performance Differential" is a term used to accurately describe the track flare of a ball. The TRUE amount of track flare of a drilled ball is related to both the intermediate and total differential of the drilled ball. The "Performance Differential" of the drilled ball measures the relationship between the intermediate and total differential to give an accurate measure of the amount of track flare in the drilled ball.

RADICALBOWLING.COM

Suggested Layouts for Symmetric Cores

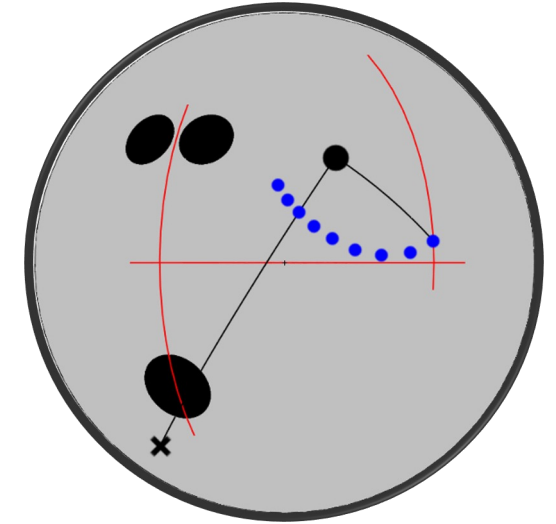
A – Maximum Flip

Pin Over
70° x 3½" x 20°



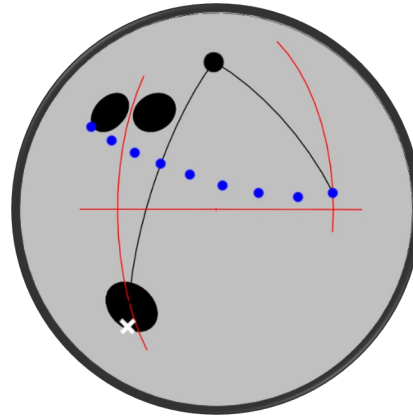
D – Smaller Hook

Pin Under
90° x 2¼" x 45°



B – Most Versatile

Pin Over
75° x 4" x 30°



C – Smoother Motion

Pin Over
85° x 4-1/2" x 40°

