

Features a Strong yet Controlled motion
 Ideal for smoothing out wet dry conditions
 Intelligent Solution combating wide range of house and sport lane conditions

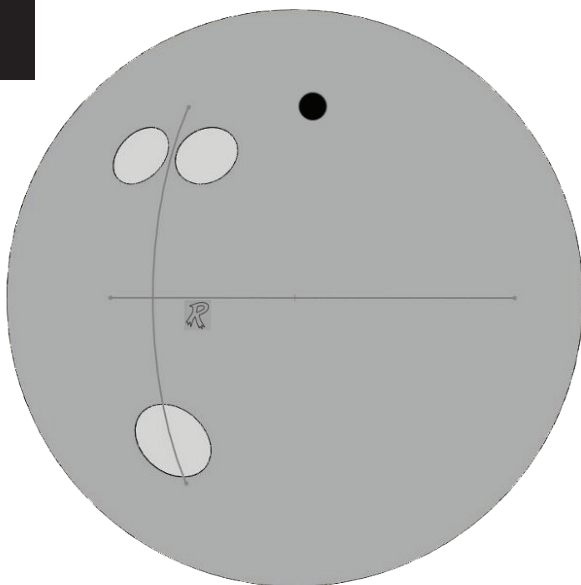
Choose the layout for the desired ball motion and tune the surface.

Layouts					
Layout Specs		Low RG	Int Diff	Total Diff	RG PAP
Undrilled		2.483	0.001	0.035	
A	Length and Flip		0.017	0.040	2.498
B	Length and Arc		0.010	0.025	2.503
C	Maximum Flare with Early Roll		0.031	0.057	2.513
D	Mid-Lane Hook and Arc		0.012	0.039	2.511
E&F	MOtion Hole for Maximum Flip		0.029	0.048	2.511

RADICALBOWLING.COM

Length and Flip - Pin Over No Balance Hole

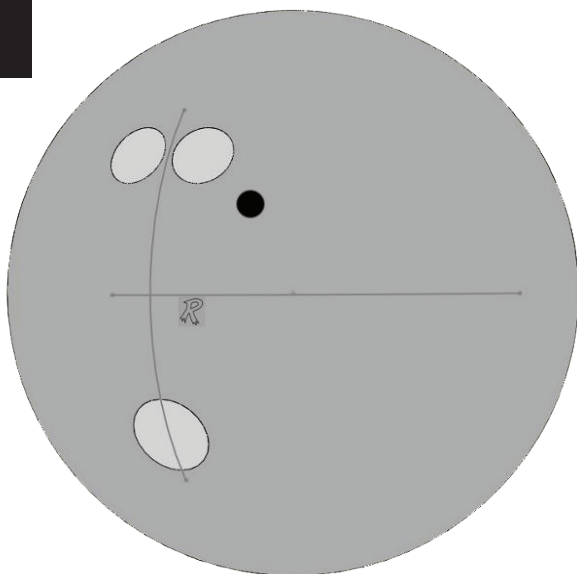
A



Place pin 3" to 5" from PAP for desired flare.

Length and Arc - Pin Under No Balance Hole

B

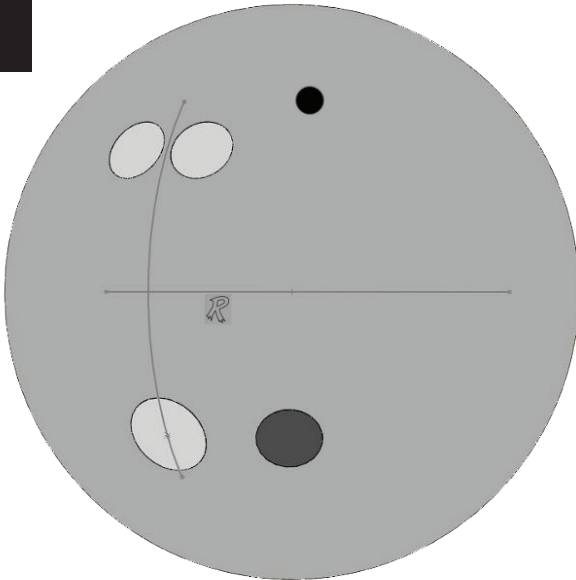


Place pin 3" to 5" from PAP for desired flare.

Suggested Symmetrical Layouts (Continued)

Maximum Flare with Early Roll - Pin Above with Double Thumb Balance Hole

C

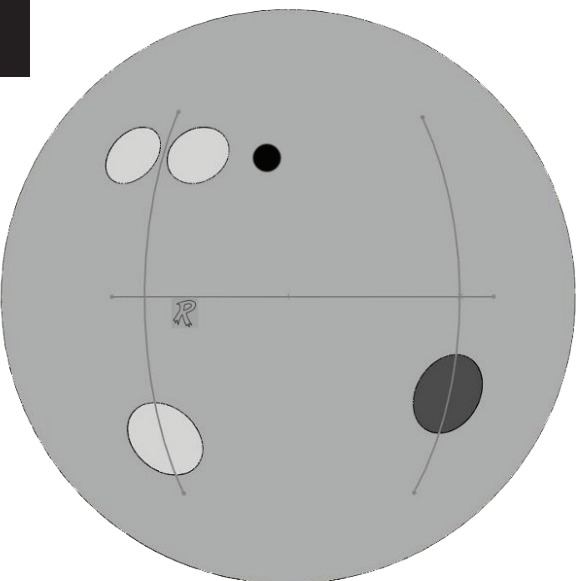


Place pin 4" from PAP with
30 degree VAL angle.

Place Center of Balance Hole
1 $\frac{3}{4}$ " from edge of thumb
pitched 1 $\frac{1}{4}$ " away from the thumb.
Drill balance hole 2 $\frac{3}{4}$ " deep.

Mid-Lane Hook and Arc - Pin Beside Finger with Balance Hole

D



Place pin 3" to 5" from
PAP for desired flare.

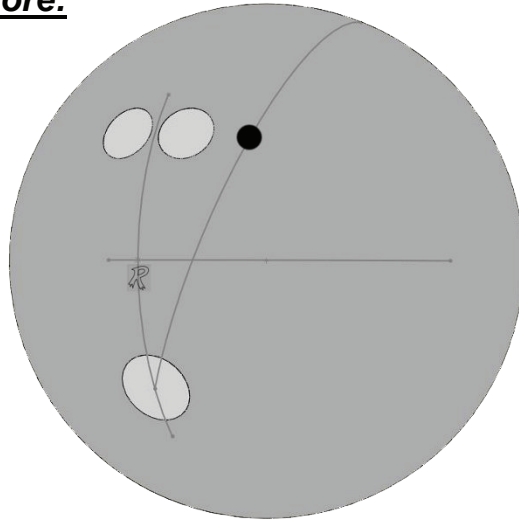
Place Balance Hole on the VAL,
1 $\frac{1}{2}$ " below the midline.

Suggested Symmetrical Layouts (Continued)

MOtion Hole for Maximum Flip - Strongest Backend Reaction

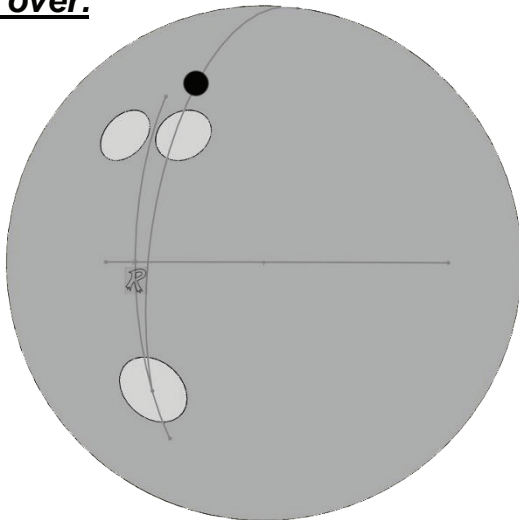
For PAPS 4 ½" over or more:

E



For PAPS less than 4 ½" over:

F



Draw a line on the ball from the center of the thumb hole through the pin. Extend the line 10" past the pin to the bottom of the ball and mark that spot that is 10" from the pin. That is the intended location for the balance hole. Place a piece of white tape on that spot. Bowl with the ball to make sure the ball doesn't flare over the tape. If the ball flares over the tape, move the tape sideways to miss the track flare. Drill the balance hole 4" deep. Start with a ¾" diameter hole. Increase the diameter of the hole to as much as 1 ¼" to increase the backend reaction, if desired.